

Back on the road... Driver Rehabilitation

Lisa Kristalovich, OT

GF Strong

November 10, 2015

Objectives

Learn GF Strong admission criteria

Learn the roles of the driver rehabilitation team

Understand the driver rehabilitation process



GF Strong Driver Rehabilitation Admission Criteria

- 16+
- Valid driver's license
- Physical, visual or cognitive impairments
- Referral from registered healthcare professional

When to consider driver rehab

- Transfers are stable
 - Independent
 - Wheelchair driver
- Recovery has stabilized
 - Best chance at doing well
 - Too soon and...
 - Rehab or equipment that may not be needed later

Driver Rehabilitation Team

- RoadSafetyBC
 - Licensing decisions
 - Monitors chronic medical conditions
- Physician
 - Identifies at-risk drivers
 - Notifies RoadSafetyBC
 - Refers to driver rehab
- Occupational therapy (OT)
 - Assessment of fitness-to-drive
 - Completes or supervises rehabilitation program
 - Prescribes adaptive equipment
 - Assessment of vehicle accessibility



Driver Rehabilitation Team

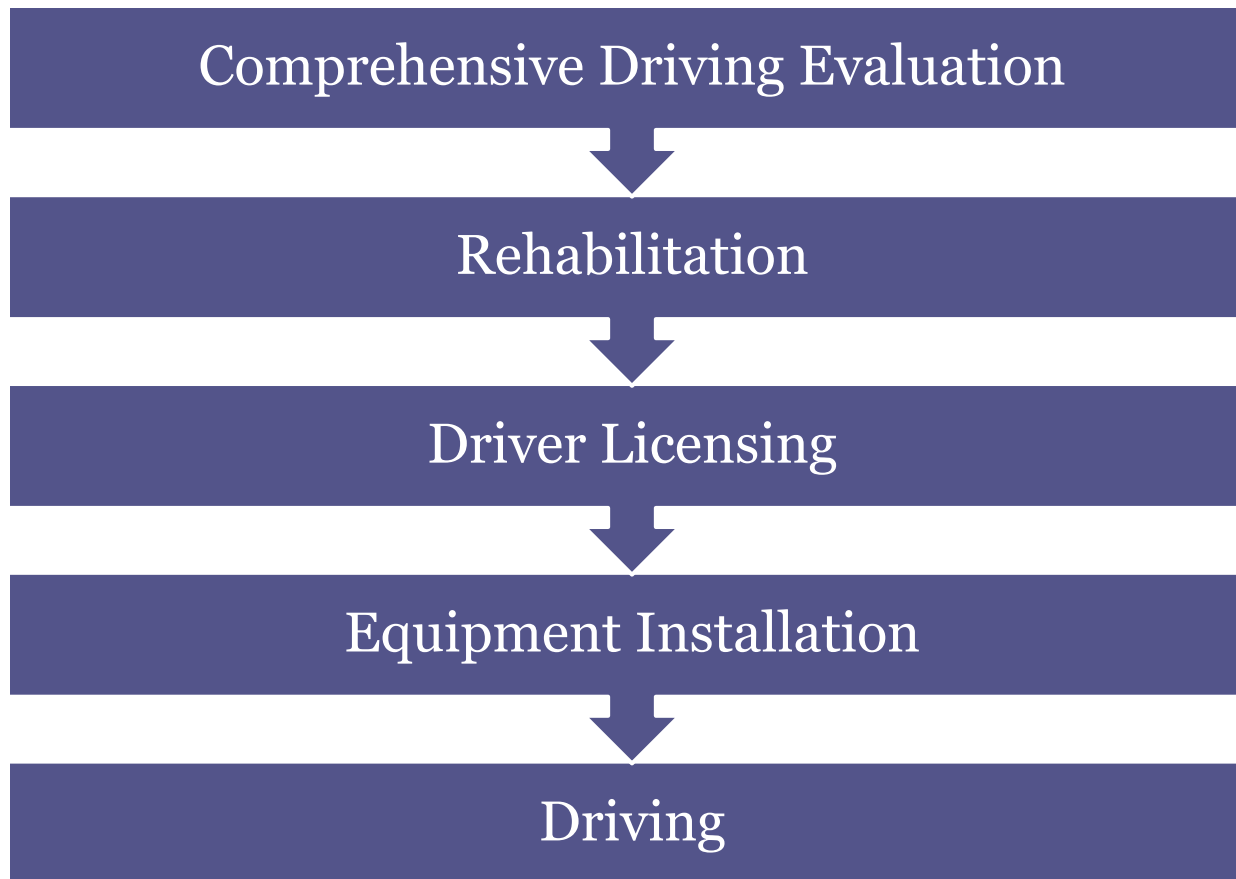
- Driver instructor
 - Completes on-road rehabilitation under supervision of OT
 - Expertise is in driving instruction
- Equipment vendor
 - Installs & maintains equipment
 - Assists with vehicle accessibility assessment
 - Expertise is in vehicle equipment
- YOU!
 - Participate in rehabilitation to improve your skills
 - Drive to the best of your ability



RoadSafetyBC - Driver Fitness Program

- Determines if an individual is medically fit to drive
- Decision made based on:
 - Medical information, assessments, driving record
 - Medically fit, no further action needed
 - Medically not fit to drive, license is cancelled
 - Further information needed
 - More medical information
 - Assessments
 - If RoadSafetyBC requires an assessment, they will reimburse the cost
 - ICBC road test
 - Comprehensive Driving Evaluation
 - DriveAble
- Does not automatically cancel license

Driver Rehabilitation Process




Comprehensive Driving Evaluation

- Part 1 – Clinic Evaluation
 - Interview
 - medical history
 - driving history
 - driver rehab goals
 - Assessment
 - Physical
 - Vision
 - Cognition



Comprehensive Driving Evaluation

- Part 2 – On-Road Evaluation
 - OT & driver instructor
 - OT writes the final report
 - Driver rehab centre supplies the vehicle
 - Graduates from quiet areas to busy areas – residential, main roads, highways, parking




Comprehensive Driving Evaluation

- Part 2 – On-Road Evaluation – Special Cases

- Vehicle modifications
- New drivers

- Goals:

- Potential to drive
 - Improvement during the evaluation
- Determine need for specialized driver instruction & length of rehabilitation



Clinic or Home Rehabilitation

- Completed with OT
- Example goals:
 - Improve visual scanning
 - Improve visual or cognitive processing speed
 - Improve divided attention
- Visual or cognitive rehab
- Active passenger driving

On-Road Rehabilitation

- Driving lessons completed with driver instructor
 - Supervised by OT
- Example goals
 - Become proficient with adaptive equipment
 - Remain centered in lane 100%
 - Make accurate and timely decisions at intersections and lane changes
- Re-evaluation with OT
- at end of rehabilitation



Licensing

- OT writes report
- RoadSafetyBC reviews, makes licensing decision, sends letter to the driver
 - Common restrictions
 - 25 – prosthesis is authorized
 - 26 – adaptive equipment is authorized
 - 28 – automatic transmission only
- Driver picks up new license

Equipment

- **NMEDA vendors**
 - Mechanics are certified as meeting Transport Canada standards
 - **Metro Vancouver**
 - Advanced Mobility
 - Shoppers HomeHealthCare
 - Sidewinder
- **Non-NMEDA vendors**
 - **Metro Vancouver**
 - Motion Specialties
 - Wolfe Mobility



Finances

- Not covered by MSP
- Assessment - \$600
- On-road rehabilitation - \$175/90 minute session
- Equipment – varies, quote available from vendor



Funding Sources

- Responsibility of the driver to arrange
- Must be in place before beginning driver rehab

Self-pay

ICBC

WorkSafeBC

Extended health

Technology@Work

BC Rehab
Foundation

Others

Do I have to do driver rehab?

- Discuss with your healthcare team
- Personal responsibility
 - Self-declaration of medical changes
- Insurance implications



Questions?

Lisa Kristalovich, OT
lisa.kristalovich@vch.ca
604-737-6207

